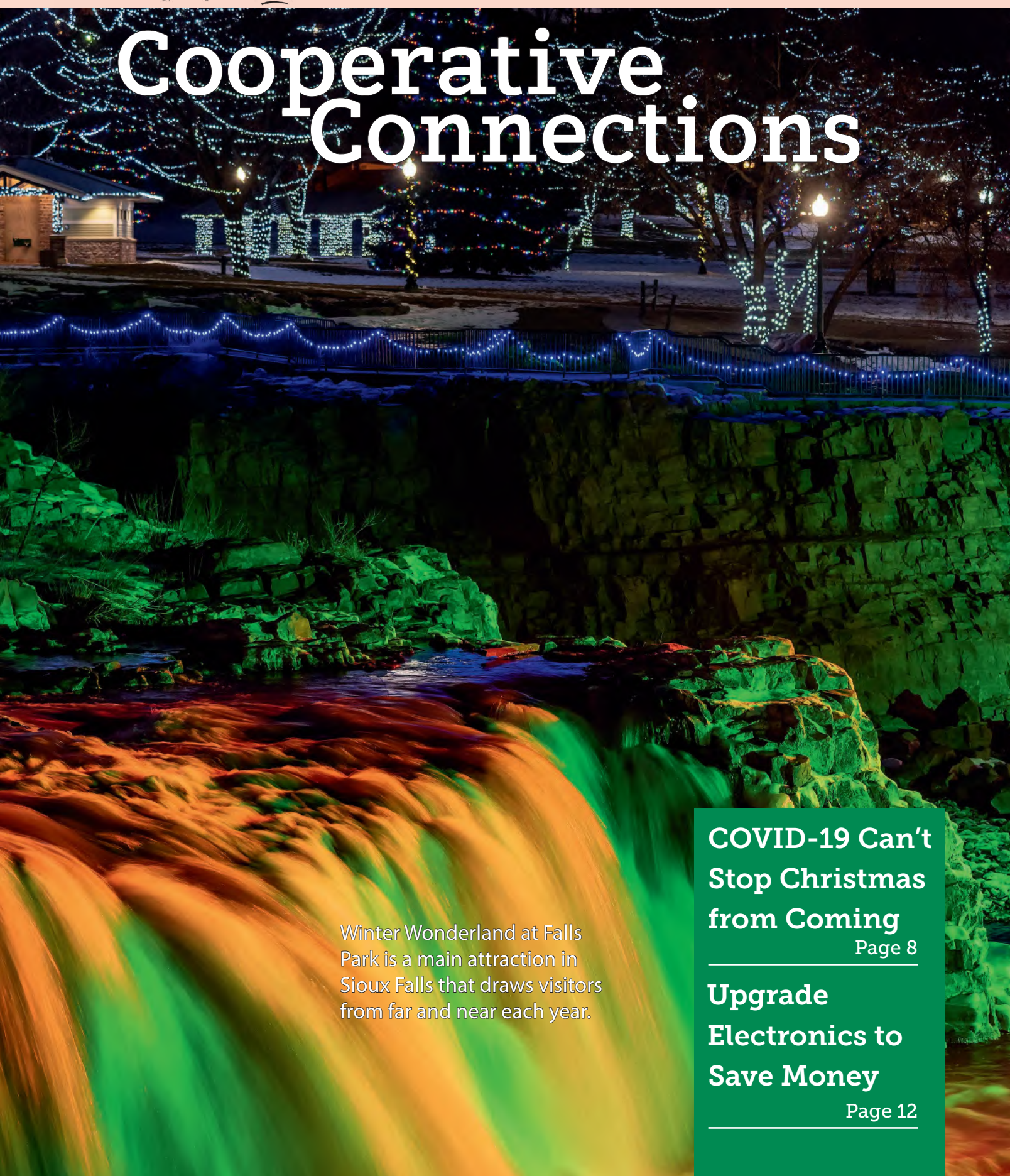


Cooperative Connections



Winter Wonderland at Falls Park is a main attraction in Sioux Falls that draws visitors from far and near each year.

**COVID-19 Can't
Stop Christmas
from Coming**

Page 8

**Upgrade
Electronics to
Save Money**

Page 12

Operations Report

Recent Outages



Bill Brisk

Manager of Operations
billb@bhec.coop

Once again, we are at Mother Nature's mercy.

With Christmas trees seemingly to appear in stores as early as September, I guess the weather has stayed true to that theme since we have already seen accumulating snows and frigid temperatures this past month across Black Hills Electric's territory.

Associated with the bitterly cold weather comes the added demand or substantial load increase on your co-op's power system. The system is designed to account for the higher load conditions, whether it is the result of extreme cold or excessively hot days in the summer. The equipment inside our substations, and devices out on the lines, are set to automatically keep the voltage levels within acceptable parameters needed by our members. The power at your meter is the end result of a complex generation, transmission, and distribution system working together to supply energy to your home.

The above situations are controllable. I would like to talk about some of the uncontrollable scenarios that we seem to deal with each year, namely Mother Nature. In the past few weeks, we have dealt with outages and blinking lights associated with our substation located in Pringle due to snow and ice build-up on the transmission and distribution lines. The affected members ranged from south of Custer to the Pringle, Dewey, and Hot Springs areas. This substation is part of a looped system, meaning there are alternative transmission and distribution power sources available from other substations located throughout the Black Hills region. The looped systems work well when isolating lines that require maintenance or if there is a fault on the line due to weather or some other outage cause. The recent ice build-up affected such a large geographical area in the southern hills that it limited the use of the loop systems. We worked in conjunction with Black Hills Energy during these outages and blinks. They controlled the transmission lines in the area while we concentrated on the restoration of our distribution lines.

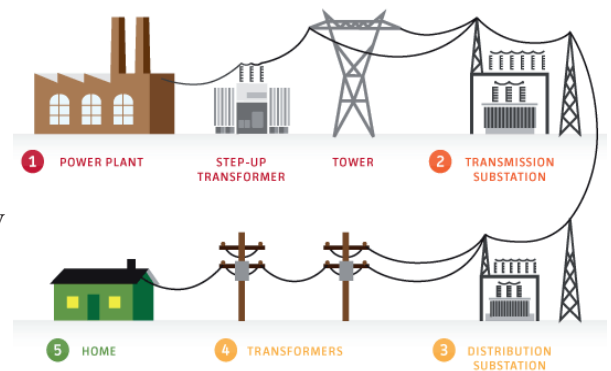
Once the power lines have accumulated a layer of ice or frost on them, they may start to 'gallop'. This is where the power lines will bounce violently up and down between poles if there are significant winds associated with the icing. These conditions will usually cause the power to blink on and off or go completely out intermittently. In extreme cases, poles may break and leave the lines lying on the ground. Fortunately, Black Hills Electric didn't suffer any broken poles during this particular storm as the galloping was minimal.

Another cause for blinks and outages is when the air temperature warms, and the ice/snow build-up begins to fall off the lines. The weight of the snow and ice build-up puts additional pressure on the lines, and when the ice suddenly drops off, it causes the lines to slap together. This results in either a blink, or in some cases, a total outage. That was the scenario that our members recently experienced.

Of course there are many other causes of outages during the year, but going into the fall and winter seasons, the ice and snow, coupled with high winds and extreme temperatures, can be devastating to the power lines. There are no preventative measures to keep the lines clear of ice and snow. Once again, we are at Mother Nature's mercy.

Hopefully, she will play nice once winter formally starts.

Just a reminder, when you do call into our after-hours dispatch to report an outage, make sure that you give your information and don't just hang up. You may be the only one affected by the outage. Another option to report an outage is via our SmartHub® app. You can access the SmartHub app at www.bhec.coop or download the app to your device.



Black Hills Electric

Cooperative Connections

(ISSN No. 1531-104X)

Board President: Alan Bishop

Board of Directors

Dennis Quivey – Vice President
 Gary Kluthe – Secretary
 Don Andersen – Asst. Secretary
 Jim Preston – Treasurer
 Thad Wasson
 Dave Lindblom

CEO and General Manager:

Walker Witt – wwitt@bhec.coop

Manager of Operations:

Bill Brisk – billb@bhec.coop

System Coordinator:

Jesse Sorenson
jsorenson@bhec.coop

Chief Financial Officer:

Sammi Langendorf
slang@bhec.coop

Member Service Supervisor and Cooperative Connections Editor:

Michelle Fischer
michellef@bhec.coop

BLACK HILLS ELECTRIC COOPERATIVE CONNECTIONS is the monthly publication for the members of Black Hills Electric Cooperative, 25191 Cooperative Way, P.O. Box 792, Custer, S.D. 57730-0792. Families subscribe to Cooperative Connections as part of their electric cooperative membership. Black Hills Electric Cooperative Connections' purpose is to provide reliable, helpful information to electric cooperative members on matters pertaining to their cooperative and living better with electricity. Also available at www.bhec.coop.

This cooperative is an equal opportunity provider, employer and lender. If you wish to file a Civil Rights program complaint of discrimination, complete the USDA Program Discrimination Complaint Form AD-3027, found on-line at How to File a Program Discrimination Complaint, or at any USDA office, or call (866) 632-9992 to request the form.

You may also write a letter containing all of the information requested in the form. Send your completed complaint form or letter by mail to U.S. Department of Agriculture, Director, Office of Adjudication, 1400 Independence Ave, S.W., Washington, D.C. 20250-9410, by fax (202 690-7442) or e-mail at program.intake@usda.gov.

Subscription information: Black Hills Electric Cooperative members devote 50 cents from their monthly electric payments for a subscription. Non-member subscriptions are available for \$12 annually. Periodicals Postage Paid at Black Hills Electric Cooperative, 25191 Cooperative Way, Custer, S.D. 57730-0792, and at additional mailing offices.

Postmaster: Please send address changes to Black Hills Electric Cooperative, P.O. Box 792, Custer, S.D. 57730-0792. Address all other correspondence to: Cooperative Connections, P.O. Box 792, Custer, S.D. 57730-0792 Telephone: (605)673-4461; Fax: (605) 673-3147; e-mail: bhec@bhec.coop; website: www.bhec.coop

Looking back

The upcoming meeting celebrating the 75th anniversary brings to mind that the big drawing that year was for an electric roaster, which my mom, Lena Hesnard, won. That roaster did the Thanksgiving and Christmas turkeys for many years. When that roaster had done its all, we were so used to that 'extra oven' that we immediately replaced it. To this day, I have a roaster in the basement of the ranch house, though I am not there to use it much. Actually, we didn't get to use it for five years since west of Hermosa was not hooked up until 1950, that great day when civilization came to our house. In 1945, I was married and moved to Maryland. The atom bomb was dropped, Japan signed the surrender, and the Hermosa area materialized the REA.



I won't forget that year.

- *Geraldine L. Evans*

Update Your Contact Information

If your phone number, or any other contact information has changed, please inform Black Hills Electric Cooperative with your changes to update our records.

Update your home, work, and cell phone numbers, as well as your e-mail address. We would also like you to confirm your mailing address so we are able to notify you of important items that may pertain to your services.



You can e-mail your updates to bhec@bhec.coop or call us at 800-742-0085.



Thermostat Reminder

Your heating system works harder when the outdoor temp drops. Adjust your thermostat to the lowest comfortable setting.

Decorate Your Home Safely

It's time to deck those halls - safely. More than 800 home fires are caused by Christmas and holiday decorations each year, according to the National Fire Protection Association.

An additional 170 home fires are caused by Christmas trees each year. Keep these tips in mind for a safe holiday season:

- Carefully inspect all electrical decorations before you use them. Cracked or damaged sockets and loose or exposed wires can cause serious shock or start a fire.
- Make sure all extension cords and electrical decorations are being used properly - indoor-rated cords indoors, outdoor-rated cords for outside decorations.
- Inspect extension cords for damage and discard (not repair) any that are not completely intact.
- Never mount or support light strings in a way that might damage the cord's insulation.
- Outdoor electrical lights and decorations should be plugged into circuits protected by ground-fault circuit interrupters.
- Exercise caution when decorating near power lines. Keep yourself and your ladder at least 10 feet from power lines.
- Turn off all indoor and outdoor electrical decorations before leaving home or going to sleep.
- Avoid overloading electrical outlets with too many decorations or electrical devices. They can overheat and cause a fire.
- Never connect more than three strings of incandescent lights together.
- Water your Christmas tree daily.
- Keep all decorations at least three feet away from heating equipment.
- Avoid using candles. The flames are just too dangerous with all the flammable decorations around.
- Purchase electrical decorations from reputable retailers and that are approved by a nationally recognized testing lab such as UL, Intertek or CSA.



Correction: Pheasant bag limit unchanged

A story on pheasant hunting in last month's issue incorrectly stated that the daily bag limit was increased from three to four birds. This proposed change was considered by South Dakota Game, Fish and Parks; however, the proposal was not approved.

KIDS CORNER SAFETY POSTER



"Do Not Shoot the Power Line!"

Luke Welsh, 10 years old

Luke is a resident of Oral, S.D., and is the son of Ryan and Rachel Welsh. He warns, "Do not shoot the power line. It might start a fire! Be safe."

Kids, send your drawing with an electrical safety tip to your local electric cooperative (address found on Page 3). If your poster is published, you'll receive a prize. All entries must include your name, age, mailing address and the names of your parents. Colored drawings are encouraged.

Delicious Holiday Desserts

Dorothy's Baked Carmel Corn

1 c. butter	1/2 tsp. soda
2 c. brown sugar	1 tsp. vanilla
1/2 c. dark Karo syrup	6 qts. (24 c.) popped corn
1 tsp. salt	

Add butter, brown sugar, syrup and salt to a large pan. Bring to a boil, stirring constantly. Boil 4 1/2 minutes without stirring. Remove from heat. Add soda and vanilla. Stir 1-2 minutes. Pour over popcorn and stir well. Divide into 2 cake pans. Bake 250 degrees 1 hour, mix every 15 minutes. Break up and store in tight container.

Gloria Puetz, Salem, SD

Chocolate Kissed Macaroons

1 14 oz. pkg. sweetened angel flaked coconut	1 14-oz. can sweetened condensed milk
3/4 c. flour	2 tsp. vanilla extract
1/4 c. salt	24 chocolate kisses, unwrapped
1 egg white, beaten til frothy	

Line two baking sheets with a silicone baking mat or parchment paper. In a medium bowl, mix together coconut, flour and salt. Add sweetened milk, beaten egg white and vanilla. Mix well. Mixture will be stiff. Use a cookie scoop, ice cream scoop or tbsp. to divide the dough dropping two inches apart on the baking sheet. Bake for 16-18 minutes or until golden. Remove from oven and gently press a candy kiss into the center. Remove to wire rack to cool.

Colleen Wolfe, Hot Springs, SD.

Scoops Ah Caramel

1/2 c. butter	1 can condensed milk
1-1/2 c. brown sugar	1 tsp. vanilla
3/4 c. white syrup	3 9-oz. bags Scoops

Bring the butter, brown and white sugar and condensed milk to a boil. Boil for 1 minute. Add vanilla. Stir. Put chips on a platter. Pour caramel over Scoops. May drizzle with hot fudge. Keep well refrigerated.

Ginny Jensen, Volga, SD

Reindeer Pecan Brownies

Nonstick cooking spray	1/2 cup cocoa powder
1 stick (1/2 c.) unsalted butter, melted	1 teaspoon espresso powder (optional)
1 tablespoon pecan or canola oil	1/4 teaspoon kosher salt
1 cup, plus 2 tablespoons, granulated sugar	20 raw pecan halves, cut in half
2 large eggs	40 candy eyeballs
1 teaspoon vanilla extract	20 red chocolate candies
1/2 cup all-purpose flour	1/4 cup chocolate chips

Preheat oven to 350 F. Spray mini muffin tin with nonstick cooking spray. In large bowl, whisk melted butter, oil and sugar until well combined. Add eggs and vanilla extract; beat until mixture is thick and pale in color, about 1 minute. Sift in flour and cocoa powder. Add espresso powder, if desired, and salt. Using rubber spatula, fold dry ingredients into butter mixture until just combined. Batter should be thick. Using 1-tablespoon cookie scoop, transfer batter to prepared mini muffin tin. Bake 13-15 minutes until toothpick inserted in center comes out mostly clean, with some lingering crumbs. Add chocolate chips to heat-proof bowl; microwave until smooth and melted. Pour melted chocolate into sandwich bag and cut off small portion of one corner to use as tip. Use melted chocolate to "glue" on pecan antlers, candy eyeballs and red candy noses to brownies. Allow chocolate to set before transferring brownies to airtight container. Note: Brownies will stay fresh for up to three days.

AmericanPecan.com

Please send your favorite holiday recipes to your local electric cooperative (address found on Page 3). Each recipe printed will be entered into a drawing for a prize in December 2020. All entries must include your name, mailing address, telephone number and cooperative name.

Three Steps to an Efficient Attic



Pat Keegan

Collaborative Efficiency

Many attics are under-ventilated, which allows moisture and heat to build up. Moisture causes harmful mold and wood rot.

This column was co-written by Pat Keegan and Brad Thiessen of Collaborative Efficiency. For more information on ensuring an energy-efficient attic, please visit: www.collaborativeefficiency.com/energytips.

Dear Pat and Brad: I'm convinced we could reduce our high heating bills if we add more insulation to our attic. How do I make sure everything's done right? - Kelly

Dear Kelly: It's great that you're focused on your attic, as this is often the area you can get the most bang for your buck on energy efficiency investments. Insulation is one part of the energy-efficient attic puzzle. Here are a few tips to keep in mind as you prepare to make your attic more efficient.

Step 1: Sealing

Attics are often the place where warm air leaks out of the home in winter or into the home during summer. Trouble spots include anything that comes through the attic floor, such as recessed lights, the chimney, the attic hatch and pipes, and ducts or wires coming through the attic floor. It's best to properly seal these spots before adding or improving the insulation. Invest a small amount of money in the necessary supplies like caulk, expanding foam or weather stripping.

Step 2: Ventilation

Many attics are under-ventilated, which allows moisture and heat to build up. Moisture causes harmful mold and wood rot. During the summer, a poorly ventilated attic is prone to over-heating, which can bake shingles and shorten their life. During the winter, a warm attic can melt snow on the roof, causing it to run into your gutters and then freeze, causing ice dams. Proper ventilation lets air flow from a low point to a high point. This is usually done by installing soffit vents and insulation baffles around the perimeter, plus vents near the peak of the roof. If there is no way to install attic ventilators, an attic fan can provide mechanical assistance to exhausting overheated air.

Step 3: Insulation

The three main types of insulation for attics are loose-fill, batt and rigid. Whichever type you have, it needs to provide a high-enough level of insulation for your region, measured in R-value. Batt and rigid insulation will often have the R-value printed on them. Loose-fill, which is blown in, is the most common for attic floors, and its R-value is approximately its depth in inches multiplied by 2.8. Generally speaking, your attic should have 14-24 inches of loose-fill insulation if you live in a northern state and 11-14 inches if you're in a southern state. Find the recommended level for your region at www.energy.gov.

If you have loose-fill insulation that is less than the recommended amount, you should be able to add more on top of it, as long as there aren't any moisture, rodent, ant or termite problems. If your existing loose-fill insulation was installed before 1990, it could be Vermiculite, which may be contaminated with Asbestos. Asbestos can cause cancer when particles are released into the air, so it's a good idea to have the insulation tested. If it's contaminated, have it removed by a professional. Remember to seal and insulate any walls in the attic that border conditioned space, such as skylight openings.

Some of these steps can be challenging, so consider hiring a professional contractor. If you're a DIY pro and decide to do some of the work on your own, be aware of potential hazards. Disturbing old wiring can cause shorts in your electrical system, and roofing nails will often pierce the attic ceiling.

Another danger is stepping off the rafters. Years ago, I (Pat) decided to do some work in my own attic on a hot afternoon. The heat must have gotten to me because I slipped and crashed through the attic floor. My daughters were quite surprised to see their dad's legs dangling from the ceiling, with broken sheetrock and insulation everywhere. What a mess! First and foremost, always remember safety when tackling projects at home.



Saddle bronc rider Delbert "Shorty" Garrett is shown here at the Home on the Range Bronc Match in Sentinel Butte, ND, in August. Garrett has earned a spot in the National PRCA Finals set for Arlington, TX, Dec. 3-12. Photo courtesy of JackieJensenPhotography.com.

Garrett Chases His Rodeo Dream at PRCA Nationals

Billy Gibson

billy.gibson@sdra.coop

Shorty Garrett has been chasing his rodeo dream for nearly as long as he can remember. He recalls sitting at his desk as a third-grader when the teacher told all the students to write down their life goals.

"I put down that I wanted to be a world champion saddle bronc rider one day," Garrett said. "To have that goal as a kid and to finally see it within reach, that's really special."

Delbert "Shorty" Garrett is making quite a name for himself on the PRCA circuit. He finished this past season as No. 4 among the top 15 saddle bronc riders in the country and will be heading off to Arlington, Texas, to compete in the national finals Dec. 3-12. The national competition puts Garrett one step closer to achieving his boyhood dreams. He got close to earning a spot in the finals last year but fell...well...short.

"I made my mind up this year that nothing was going to stop me, and I'm going to go for that title. I just have to focus and stay zoned in. Last year made me that much more hungry," he said.

It's not very surprising that Garrett would succeed on the rodeo circuit. He's been

surrounded and mentored by top rodeo competitors all of his life. He was already training horses when he was 8.

His dad, Juan, and a slew of uncles and other relatives have tasted success in the arena and he's been picking their brains for the best tips and tricks during most of his 27 years. One of his uncles, T.C. Holloway, stands out as a role model even though he lost his life in an automobile accident at the age of 24 in 2000. From Uncle T.C., Garrett learned about developing a winning style.

"Everything he did was cool and loose and in control. He had a flashy style of riding, more than anyone around. He just made it look so easy, and I tried to mimic him the best I could – and I still do," Garrett said.

When he was a youngster, Garrett knew he wouldn't be able to ride until he reached a weight of 100 pounds. He ate everything in sight to try to pack on the pounds, but the process was slow. When he finally reached the mark, Garrett went to his grandfather and said he was ready to ride. The old cowboy set him up with a horse named Three Bees – as in the stinging insect.

"I didn't really have time to be scared or anything. I'd been watching everybody ride

all of my life. I wanted to be like them," Garrett said.

He didn't stay on for long, but that maiden ride got him hooked on that "thang called rodeo." Garrett heads to the national finals with confidence, thanks to one of his uncles who he said gave the best piece of advice he's ever received: "The horse is as good as you want him to be."

Garrett explained often he would be disappointed in the performance of a horse, "Then I'd think about it and ask myself if I did everything I could do to make that horse the best he could be. You have to take accountability and think positively, then everything will work out."

Whether he returns to Eagle Butte with the winning buckle or not, Garrett has big plans this spring. He and his fiancé, Alex Bush, intend to get married next May. The two have known each other since they were teens. She was a rodeo rider in high school and the two share a love for the sport.

"We get along really good and she helps me a lot. She knows that rodeo gets in your blood and she's real supportive," Garrett said. "I really owe a lot to all of my family and friends."



Storybook Island captures the imagination of the young and old alike both during the summer and the holiday season.

CHRISTMAS IN SD

COVID-19 Hasn't Stopped Christmas from Coming

Billy Gibson


billy.gibson@sdrea.coop

The coronavirus pandemic has certainly had a substantial “bah humbug” effect since it began sweeping across the globe last spring. And as the virus continues to pose a health risk going into the new year ahead, many familiar holiday festivals and events across the state have been canceled, curtailed or postponed until 2021.

But there are still a number of events across the state that are planning to proceed as scheduled, many of which have become annual holiday traditions for individuals and families looking to get into the Christmas spirit.

That's the case for those who look forward every year to taking in the sights and sounds of the Winter Wonderland event held at Falls Park in Sioux Falls. For residents of the Sioux Falls area and thousands of out-of-town visitors each holiday season, the brilliant light display is a spectacle that not only sparks the Christmas spirit but also brings back memories of childhood wonder from previous seasons.

The Winter Wonderland exhibit includes 270 decorated trees and light poles and more than 25 miles of string lights throughout the complex that runs along the Big Sioux River. A five-story observation tower also gives park visitors a 360-degree bird's eye view of the many eye-popping displays.



Storybook Island comes alive each Christmas with thousands of holiday lights.

The 29th Annual Parade of Lights will officially kick off the downtown Sioux Falls holiday season with festive music and a dazzling float parade along historic Phillips Avenue from 13th Street to 5th Street. But due to the pandemic this year, officials have announced there will be a twist: instead of the floats moving past the spectators, the spectators will walk along in front of the floats. The floats will remain stationary for the duration of the event and the public is invited to casually walk along the route and view the parked floats up close.

The “stationary parade” begins at 7:30 p.m. on Friday, Nov. 27.



Black Hills Electric Cooperative in Custer shares the holiday spirit by decorating a bucket truck each year.

Everyone is encouraged to stay for an after-party and awards ceremony where there will be live musical entertainment and other activities. Admission is free.

Storybook Island, a popular attraction in the Rapid City area during the summer months, will hold its annual Christmas Nights of Lights display this season. The park boasts 16 miles of colorful lights, including dioramas, popular children’s fictional characters and a variety of additional holiday-related themes. The event takes place Dec. 4-6, 11-23 and 26-31, from 5:30 to 8:30 each night at 1301 Sheridan Lake Rd. Admission is \$3 per person.

In Custer, the Annual Parade of Lights will take place downtown on Saturday, Dec. 5, beginning at 5:30 p.m. The annual event signals the kick-off of the holiday season in the Southern Hills area. After the parade, Santa and Mrs. Claus will make an appearance at Way Park for the Memorial Tree Lighting Ceremony. The parade begins at 8th and Mt. Rushmore Road and will end at Way Park on 4th and Mt. Rushmore Road.

The residents of Spearfish will celebrate the start of the season with the annual Holidazzle Light Parade and Christmas Stroll sponsored by the Downtown Business Association. The event will take place along Main Street on Saturday, Dec. 5, beginning in the morning and lasting all day.

The Christmas Stroll will take place immediately after the parade and will feature special sales and discounts at downtown merchants and business establishments. To add to the holiday mood, carolers will perform from 2 to 4 p.m., and there will be a



The Pumpkin Carriage is a popular attraction at Storybook Island.



Winter Wonderland at Falls Park offers a unique light display along the Big Sioux River.

Community Chili Feed at Common Grounds at 5 p.m.

In Pierre, revelers will ring in the holiday season with the 20th Annual Parade of Lights on Monday, Nov. 23, from 5 to 7 p.m. Prizes will be awarded for first, second and third place entries and there will also be a Mayor’s Choice Award as well as a Griswold Award for gaudiest float.

Also in Pierre, the highly anticipated “Christmas at the Capitol” event will take place once again this year from Nov. 25 through Dec. 26. The rotunda and the hallways of the Capitol Building will be filled with the sounds of carolers and musicians as well as the scent of mountain pine and the soft glow emanating from nearly 100 lighted Christmas trees. The trees are decorated by cities, businesses, non-profit groups and other civic organizations.

Popular displays inside the Capitol include a set of hand-painted porcelain ornaments and a wooden nativity scene believed to be nearly 125 years old located on the second floor.

Before scheduling a visit, check for the most recent updates at www.facebook.com/ChristmasattheCapitol.

Operating Generators Safely

Proper use of a standby generator is critical for the safety of you and for others. Generators can be useful in an outage situation, but must be used cautiously and with respect.

Use these tips to keep you and others safe:

- Operate it outdoors in an area with plenty of ventilation.
- Never run a generator in a home or garage. Generators give off deadly carbon monoxide.
- Do not plug a generator into the wall to avoid back feed. Use heavy-duty extension cords to connect appliances to the outlets on the generator.
- Turn the generator on before plugging appliances to it. Once the generator is running, turn your appliances and lights on one at a time to avoid overloading the unit. Remember, generators are for temporary usage; prioritize your needs.
- Generators pose electrical risks, especially when operated in wet conditions. Protect the generator by operating it under an open, canopy-like structure on a dry surface where water cannot form puddles or drain under it. Always ensure your hands are dry before touching the generator.
- Be sure the generator is turned off and cool before fueling it.
- Keep children and pets away from portable generators. Many generator components are hot enough to burn you during operation.


These tips, along with reading and following all manufacturer operating instructions, will ensure safe and proper use of your standby generator.

Residential Generators: what to know before you buy

INSTALLATION TYPE	PRICE	OPERATION ¹	CAPACITY	LENGTH OF OPERATION ³
permanent	<i>expensive</i>	<i>automatic</i>	<i>whole house</i>	<i>can be indefinite</i>
portable	<i>more affordable</i>	<i>manual</i>	<i>typically partial ²</i>	<i>depends on fuel tank size</i>



Light Up Savings With LEDs



Follow us on Instagram



@blackhillselectric

Our office will be closed on **November 26 & 27** to celebrate Thanksgiving with our family and friends.



We would like to wish you a safe and joyous holiday!



Dean Whitney
32 years



Mike Chase
32 years



Bill Brisk
30 years



Sammi Langendorf
28 years



Stephanie Zacher
26 years



Lonnie Schryvers
25 years



Jennifer Kainz
22 years



Kent Schneider
22 years



Walker Witt
22 years



Mark Svoboda
20 years



Travis Carlin
20 years



Rory Halverson
18 years



Jesse Sorenson
17 years



Corey Scott
15 years



Beau Bradeen
13 years



Casey Ellerton
13 years



Michelle Fischer
12 years



Kenny Parker
12 years



Nathan Scherer
12 years



Terri Herman
9 years



Jeff Barnes
7 years



Bob Morgan
6 years




Danny Dooley
4 years



Jeremiah Keller
2 years



Scott Schramm
2 years




Carlos Rodriguez
1 year



Soren Wahlstrom
1 year



Shannan Yenulonis
5 months



There are several popular electronics on the market that can help you use energy more efficiently.

Cut Energy Consumption

Upgrade Electronics for Energy Savings

Are you looking for easy ways to save more money on your monthly energy bills as the year comes to a close?

Beyond some of the more traditional energy efficiency measures, such as sealing air leaks or adding additional insulation, there are several popular electronics that can help you use energy more efficiently.

These devices are relatively easy to incorporate into your home, making them a simple way to help manage your energy use.

Smart thermostats are becoming an increasingly popular option to help save energy at home. With smart thermostats, there's no longer a need to constantly adjust the temperature. They can be programmed to follow a pattern of heating and cooling throughout the day and year to maximize your comfort and energy use at the same time.

Some advanced smart thermostats out on the market today can even learn your habits and adjust the temperature in your home accordingly. Another great benefit is the ability to control a smart thermostat remotely from an app on your phone, allowing you to set the temperature to your liking before you even arrive home.

Lastly, some smart thermostats can be integrated with a more complete smart home hub, like Amazon Alexa or Google Home,

which are both hot sellers in the market. Smart thermostats can be pretty pricey upfront, but if it's time to upgrade your home's thermostat, you'll soon discover that smart options offer more convenience and savings that make them worth the initial investment.

If you're looking for ways to save energy while you and your family are on a budget, consider smart plugs. Smart plugs can be inserted into any standard electrical outlet and can help you manage the energy of the devices that are plugged in. With con-



Smart thermostats are becoming an increasingly popular option to help save energy. Photo provided by Ecobee.

If your goal is to reduce your energy use at home, energy monitors can give you the information you need to achieve this goal.

trol of the smart plug, you can stop power-hungry devices from being on longer than necessary.

Some smart plug models have a scheduling option, allowing you to turn on lights or turn off the TV at certain times of the day, such as when you leave in the morning and when you anticipate returning home. Others offer a dimming function, allowing you to change the brightness of lights that are plugged into the smart plug. These features can be controlled through an app on your phone, and some models also have voice-controlled options when connected to a smart home hub.

Another useful gadget is the home energy monitor, which helps you monitor home energy use and set energy budgets. If your goal is to reduce your energy use at home, energy monitors can give you the information you need to achieve this goal. They are connected to your electric meter and provide a big picture on your home's energy use.

Additionally, some home energy monitors can show which appliances are using the most energy, giving you the knowledge on which devices to cut down on. There are also a few additional features among home energy monitors that provide several different benefits. Some models can show you real-time electricity use and costs, while some can help create a personalized plan for energy efficiency. Most home energy monitors can be connected through a smart phone app, which can send notifications, warn about abnormal energy use and provide tips for further energy savings.

These simple devices can help you save a little more energy each month. Considering what your needs are will help you choose a device with the appropriate features. As with any new product, do some homework first to determine which device suits your home best.

Plug into Presents that Pay Off with Safety

During the holidays, many of us turn our attention to gift giving, and while the shiny, trendy and pricey may make a big splash when the unwrapping's done, practical gifts can leave lasting impressions. What's more, they can really make a difference by enhancing safety and improving security.

Here are a few practical gift ideas that can make a real difference in helping to reduce safety risks year-round.

Smoke Detectors: Most of us have at least one in our homes, but experts say that's not enough. The National Fire Protection Association recommends that a working smoke detector be installed in every bedroom, on every level of a home, and in hallways outside of sleeping areas. And, if smoke detectors are more than 10 years old, they should be replaced.

Carbon Monoxide Alarms: Carbon monoxide, or CO, is a colorless, odorless gas

created by incomplete consumption of fuels like gasoline, wood, natural gas, propane, oil, coal or methane. The gas is highly toxic, so having CO detectors outside of sleeping areas and on every level of a home improves safety. Local fire departments respond to about 80,000 non-fire CO incidents each year. Fuel-burning heating equipment and cooking appliances should be professionally inspected once a year to reduce the risks of malfunction and detect structural problems early.

Extension Cords: They are not all created equal; subject to wear; have specific use guidelines; and are never recommended for permanent use. Brittle and cracked plastic can indicate heat damage, and exposed wires or frayed connections increase risk of shock, shorts or fires. An extension cord that's warm or hot to the touch is a good indication it's not designed to safely do the job. Consider giving an assortment of extension cords designed for indoor or outdoor use. Before you buy, look for the label of a nationally recognized testing lab like Underwriters Laboratories (UL), CSA-International (CSA) or Intertek (ETL).

Arc Fault Circuit Interrupters: Arcing and sparking are indications that a home's electrical wiring needs service. Arc Fault Circuit Interrupters (AFCIs) can help address fire hazards before they occur. Properly installed by a licensed electrician, AFCIs can often replace circuit breakers in the electrical panel box. This should be completed by a qualified electrician because the installation involves working inside the panel box, which carries current even when main circuit breakers are turned off.



Smoke detectors should be installed in every bedroom on every level of a home.

CO-OP SPIRIT OF GIVING



Black Hills Electric employees assist in clean-up efforts after the flood of 2019 in Custer. From left to right are Carlos Rodriguez, Danny Dooley, Scott Schramm, Beau Bradeen, Mark Svoboda and Rory Halverson.

CO-OP SPIRIT OF GIVING

The Cooperative Spirit of Giving is Alive Year-Around

Billy Gibson

billy.gibson@sdrea.coop

For member-owned electric cooperatives, the spirit of giving associated with the Christmas holiday season is something that continues long after the presents have been opened and the egg nog container has been emptied.

Electric cooperatives are committed to serving their communities, a commitment - Concern for Community - that is part of the 7 Cooperative Principles that guide all member-owned cooperative organizations.

Across the state and across the country, for example, electric cooperatives participate in a program called Operation Round Up where members are encouraged to “round up” their bills to the next whole dollar amount. The funds are then used to support civic organizations, local charities and in some cases individuals or individual families who are in need.

There are many other examples. Cooperatives support education through scholarship programs and safety demonstrations, and also engage in youth development programs such as the annual Washington Youth Tour and the Youth Excursion. Employees regularly volunteer their time to participate in local fun runs, community clean-up days, and other projects organized to enhance the quality of life for all.

This commitment to serve is something that has been a hallmark

since the beginning of the rural electrification movement more than 80 years ago and continues unabated today.

Ed Anderson, general manager of the South Dakota Rural Electric Association based in Pierre, said the spirit of giving is an integral part of the fabric that unites all electric cooperatives, and it extends beyond the delivery of electric power.

“Electric cooperatives were created for one purpose only, and that’s to do everything we can to improve the quality of life for the people we serve, as well as everyone else in the community,” Anderson said. “It begins with the thing that everybody needs - electricity - but it also includes a solid commitment to be active, to be engaged and to be involved in those things that make our homes better places to live, work and raise our families.”

Anderson also noted that the commitment to serve also includes not just staff but also cooperative leaders such as upper and middle management and board members.

“Board directors are elected by the members to establish policies that set the future course of the cooperative,” Anderson said. “By definition, they are also members of the cooperative themselves and have a keen interest in supporting the community while also making the decisions that will lead to more reliable power and affordable rates.”

Four Ways Santa Saves Energy in His Workshop

The holiday season is finally upon us, and Santa and his elves have been especially busy as they gear up for their biggest night of the year.

It's no secret that Santa is known for running an efficient workshop - how else could he make all those toys in time for Christmas Eve? Rumor has it that one way Santa ensures an efficient workspace is through energy-saving measures.

Here are four ways Santa saves energy in his workshop.

1. Santa leaves his decorations up year-round, so by using LED holiday light strands, he's able to save on his monthly energy bills. LED holiday strands can last up to 40 seasons, which make them a great option for any festive home.

2. Santa requires several power tools to make a year's worth of new toys. That's why he insists on using cordless power tools with the ENERGY STAR® rating.

According to energystar.gov, if all power tools in the U.S. used ENERGY STAR®-rated battery chargers, 2 billion kWh hours of electricity could be saved - that's equivalent to reducing greenhouse gas emissions by 1.7 million tons!

3. Mrs. Claus loves the comfort of a fire, and Santa knows one of the best tricks to ensure fireplace efficiency. While a fireplace can keep a small area of your home cozy and warm, it can also pull heated air from the room through the chimney. That's why Santa always closes the flue when a fire isn't burning.

4. Santa also saves energy by using power strips. Power strips are ideal for workshops, craft nooks, game rooms and other spaces in your home. With one simple switch, you can conveniently control several devices and electronics that are plugged into the power strip.



Last year, Sioux Valley Energy employees volunteered to wrap Christmas presents at the Sioux Empire Mall to raise money for the Children's Home Society. Pictured from left to right: Sarina Hanson, Kim Hansen, Kara LeBrun, Lori George and Chinelle Christensen.



Santa paid a visit to Pipestone, MN, last year. The event was made possible through Sioux Valley Energy's Operation Round Up program, which provided a new suit and related items for Mr. Claus.

Visit Co-op Connections Plus

Take a moment to visit our new online companion to *Cooperative Connections*. Co-op Connections Plus is a YouTube channel that features a more in-depth treatment of stories appearing in this publication as well as other subjects of interest to rural South Dakotans.

Search for "Co-op Connections Plus" and you'll find videos on human trafficking, support programs for veterans, grain bin safety, the Co-ops Vote campaign and more. Be sure to "like" and "subscribe."



Note: Please make sure to call ahead to verify the event is still being held.

November 21-22

Winterfest: A Winter Arts Festival, 203 S. Washington St., Aberdeen, SD, 605-226-1557

November 24-December 26

Christmas at the Capitol, Free Admission, Pierre, SD

November 26-27

Black Hills Electric Office Closed for Thanksgiving

November 27

Hill City Olde Tyme Christmas Parade and Celebration Kick-Off, 5 p.m., Downtown Hill City, SD, 605-574-2368

November 27

Black Friday Trap Shoot, Sioux Falls Izaak Walton League, 10:30 a.m., Lunch Available, 5000 North Oakview Place, Sioux Falls, SD, 605-332-9527

November 28

Holiday Celebration and Winter Market, 2 to 6 p.m., Free Admission, Main Street Square in Downtown Rapid City, SD

November 27-December 27

Trees and Trains at the South Dakota Railroad Museum, Weekends, Contact the Museum for Days and Times. Hill City, SD, 605-574-9000

December 4

Christmas in the Hills Parade of Lights, 6 p.m., Downtown Hot Springs, SD, 605-745-4140



December 4-5

Creekside Crafters 13th Annual Bazaar, Snappers Club Building in City Camp-ground, Friday 1 to 8 p.m. and Saturday 9 a.m. to 2 p.m., Spearfish, SD

December 5

Manager Medlodies Concert Christmas in the Hills, 7 to 9 p.m., Mueller Center, Hot Springs, SD, 605-745-4140

December 5

Custer Christmas Parade, 5:30 p.m., Downtown Custer, SD, 605-673-2244

December 5

Festival of Trees, Newell City Hall, Newell, SD, Admission: Two Cans of Non-Perishable Food Items Per Person, 9 a.m. to 4 p.m.

December 6, 20

VFW Bingo, Wall Community Center, Wall SD, 605-279-2663

December 12

Christmas for Kids, Ages 0-10, Custer High School, Preregistration is Required, Register via email custer-christmas4kids@gmail.com, Custer, SD

December 12

Frontier Christmas, 11907 434th Ave., Lake City, SD, 605-448-5474

December 16-19

Lakota Nation Invitational, Rushmore Plaza Civic Center, Rapid City, SD, 605-394-4115

December 24-25

Black Hills Electric Office Closed the Afternoon of Dec. 24 and all of Dec. 25 for Christmas

December 31-January 1

Black Hills Electric Office Closed the Afternoon of Dec. 31 and all of Jan. 1 for New Year's

January 16

Annual Burning Beetle Festival, 5 p.m., Pageant Hill, Custer, SD, 605-673-2244

To have your event listed on this page, send complete information, including date, event, place and contact to your local electric cooperative. Include your name, address and daytime telephone number. Information must be submitted at least eight weeks prior to your event. Please call ahead to confirm date, time and location of event.