

COOPERATIVE CONNECTIONS

Mitchell Tech Expansion

**Co-ops Support
New Training Lab**

Pages 8-9

Weather Warnings

Pages 12-13

*Photo submitted by
Mitchell Technical College*

Youth Tour 2025: A Week of Discovery, Leadership & Lasting Impact



Michelle Fischer

Director of Communications
& Member Services
michellef@bhec.coop

Thirty-six teens representing 22 South Dakota electric cooperatives traveled to the Washington, D.C., area June 15–21 for the 2025 South Dakota Youth Tour.

The program traces its roots to a 1957 speech by Lyndon B. Johnson, who urged electric cooperatives to send young people to the nation's capital so they “can actually see what the flag stands for and represents.” Since South Dakota sent its first group in 1963, more than 1,300 students have represented the Rushmore State on this once-in-a-lifetime trip.

The 2025 group visited many historic and impactful sites in Washington, D.C., including Ford’s Theater—the site of President Abraham Lincoln’s assassination in 1865. Their visit, which took place on Juneteenth, added a layer of reflection on the nation’s path toward emancipation and equality. The group continued to explore

themes of patriotism and national history throughout the week, viewing the Star-Spangled Banner at the Smithsonian’s National Museum of American History, the Declaration of Independence at the National Archives, and the Bureau of Engraving and Printing where a significant amount of the nation’s money is printed.

Students also met with South Dakota’s congressional leaders, including U.S. Senators John Thune and Mike Rounds, and had the chance to connect with Youth Tour participants from 44 other states. Together, they toured many of the nation’s most treasured landmarks, including the U.S. Supreme Court, the Smithsonian National Museum of the American Indian, and more.



2025 Youth Tour Winner: Holly Nielsen



“The 2025 Youth Tour was absolutely amazing!” said Holly Nielsen, who represented Black Hills Electric Cooperative. “The amount of sight-seeing we did and the knowledge we attained was insane. Seeing everything that I’ve only seen on TV and in movies in real life was such a cool experience. My favorite part was the Holocaust Museum. The way that everything was put together made it very real. I already had an interest in this and visiting this museum added so much to that. Not only did we see sites and learn about our nation’s capital, but we also learned about cooperatives around the US and how they work. I found this business side of things interesting too. Thank you very much for the opportunity. I will remember it forever.”

COOPERATIVE CONNECTIONS

BLACK HILLS ELECTRIC

(ISSN No. 1531-104X)

Board President: Dave Lindblom

Board of Directors:

Dennis Quivey - Vice President

Thad Wasson - Secretary

Alan Bishop - Asst. Secretary

Don Andersen - Treasurer

Gary Kluthe

Jim Preston

CEO & General Manager: Walker Witt

wwitt@bhec.coop

Manager of Operations: Bill Brisk

billb@bhec.coop

Chief Financial Officer: Sammi Langendorf

slang@bhec.coop

System Coordinator: Jesse Sorenson

jsorenson@bhec.coop

IT Specialist: Jeff Barnes

jbarnes@bhec.coop

Director of Communications

& Member Services: Michelle Fischer

michellef@bhec.coop

BLACK HILLS ELECTRIC COOPERATIVE CONNECTIONS is the monthly publication for the members of Black Hills Electric Cooperative, 25191 Cooperative Way, P.O. Box 792, Custer, S.D. 57730-0792. Black Hills Electric Cooperative Connections' purpose is to provide reliable, helpful information to electric cooperative members on matters pertaining to their cooperative and living better with electricity. Also available at www.bhec.coop.

This cooperative is an equal opportunity provider, employer, and lender. To file a program discrimination complaint, complete the USDA Program Discrimination Complaint Form, AD-3027, found online at How to File a Program Discrimination Complaint and at any USDA office or write a letter addressed to USDA and provide in the letter all of the information requested in the form. To request a copy of the complaint form, call (866) 632-9992. Submit your completed form or letter to USDA by: (1) mail: U.S. Department of Agriculture, Office of the Assistant Secretary for Civil Rights, 1400 Independence Avenue, SW, Washington, D.C. 20250-9410; (2) fax: (202) 690-7442; or (3) email: program.intake@usda.gov.

Subscription information: Black Hills Electric Cooperative members devote 50 cents from their monthly electric payments for a subscription. Non-member subscriptions are available for \$12 annually. Periodicals Postage Paid at Black Hills Electric Cooperative, 25191 Cooperative Way, Custer, S.D. 57730-0792, and at additional mailing offices.

Postmaster: Please send address changes to Black Hills Electric Cooperative, P.O. Box 792, Custer, S.D. 57730-0792. Address all other correspondence to: Cooperative Connections, P.O. Box 792, Custer, S.D. 57730-0792 Telephone: (605) 673-4461; Fax: (605) 673-3147; e-mail: bhec@bhec.coop; website: www.bhec.coop.

AG APPRECIATION AT THE CENTRAL STATES FAIR

We invite you to the 3rd Annual Ag Appreciation event held **August 18th, from 5:00pm - 6:30pm at the Monument Health Stage** inside the fairgrounds! These outstanding individuals and business have made lasting contributions to their communities and the agriculture industry, and this is our chance to say 'thank you' for their unwavering commitment.

A complimentary meal will be served from 5pm - 6pm, with a short program to follow. Enjoy FREE fair entrance* and be entered into a drawing to receive one of two, two-pack PREMIER passes to an event at the fair.

***Must enter on LaCrosse Street and present ticket at the gate entrance for free fair entrance.**

2025 RURAL NEIGHBOR NOMINEES

2025 Agribusiness Award
Sponsored by:



ELEVATE
RAPID CITY




Marty Hansen

2025 Rural Neighbor Award
Sponsored by:



Bobbi Thuen, M.D.

2025 Rural Health Care Neighbor Award
Sponsored by:



Tif Robertson

2025 Rural Neighbor Award
Sponsored by:



Staying Alert With Kids in Hot Cars

Source: National Safety Council

Since 1998, more than 1,010 children have died from vehicular heatstroke, an average of 37 per year. Parents and caregivers can act immediately to end these preventable deaths.

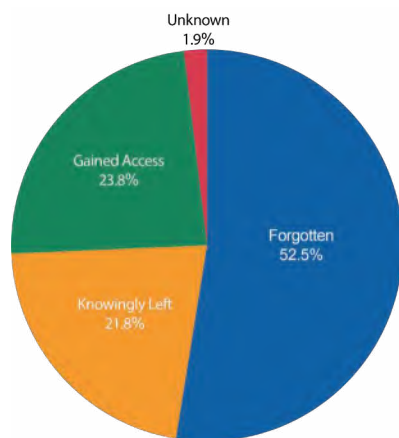
How Does It Happen?

Even on mild or cloudy days, temperatures inside vehicles can reach life-threatening levels. Leaving windows slightly open doesn't help. Children should never be left unattended or be able to get inside a vehicle. Three primary circumstances resulting in deaths of children in hot cars are:

- A caregiver forgets a child in a vehicle - 53%
- A child gains access to a vehicle - 24%
- Someone knowingly leaves a child in a vehicle - 22%

NSC advises parents and caregivers to stick to a routine and avoid distractions to reduce the risk of forgetting a child. Place a purse, briefcase or even a left shoe in the back seat to force you to take one last look before walking away. Keep car doors locked so children cannot gain access and teach them that cars are not play areas.

There is no safe amount of time to leave a child in a vehicle, even if you are just running a quick errand.



"Never fly a kite by a power line!"

Kasen Tikka, Age 9

Kasen warns readers about the dangers of flying a kite near power lines. Thank you for your picture, Kasen! Kasen's parents are Corey and Marcel Tikka from Lake Norden, S.D.

Kids, send your drawing with an electrical safety tip to your local electric cooperative (address found on Page 3). If your poster is published, you'll receive a prize. All entries must include your name, age, mailing address and the names of your parents. Colored drawings are encouraged.

Delicious DESSERTS

STRAWBERRY ANGEL FOOD DESSERT

Ingredients:

1 angel food cake
(baked and cut in pieces)
3.9 oz vanilla pudding
1 3/4 cups milk
3 cups sliced strawberries
1/4 cup sugar
8 oz. Cool Whip, thawed

Method

Put the angel food cake in a 9"x13" pan. In a separate bowl, combine vanilla pudding and milk; whisk together until thick; set aside. In another bowl, combine sliced strawberries and sugar; pour over the cake. Spread pudding over strawberries. Top with 8 oz. Cool Whip. Add more strawberries on top. Chill 1 hour before serving.

Gladys Bauer
Cam Wal Electric

MONSTER COOKIE BARS

Ingredients:

1 stick butter
1 1/2 cups peanut butter
1 cup sugar
1 cup brown sugar
1 tsp. vanilla
3 eggs
2 tsps. baking soda
4 1/2 cups oatmeal
12 oz. chocolate chips
12 oz. plain M&Ms

Method

Mix butter, peanut butter, sugar, brown sugar, vanilla and eggs. Add dry ingredients and mix in chocolate chips and M&Ms. Bake at 350°F for 15 minutes (no longer) in a large jelly roll pan. They may not look done but they are. Enjoy!

Rhonda Tuscherer
FEM Electric

BLUEBERRY TORTE

Ingredients:

1/2 cup butter
1 cup all-purpose flour
1 tbsp. sugar
8 oz. pkg. cream cheese
1 cup powdered sugar
8 oz. Cool Whip (reserve part for topping)
1qt. blueberries (fresh or frozen)
1 cup water
1 cup sugar
3 tbsps. cornstarch

Method

Cut butter into flour and sugar. Press into a 9"x13" pan and bake at 350°F for 20 minutes. Chill. Beat cream cheese and powdered sugar until light and fluffy. Fold in Cool Whip. Spread over crust. Simmer one cup blueberries and 2/3 cup water for five minutes. Blend sugar and cornstarch; add 1/3 cup water and mix until smooth. Combine with cooked berries and boil until thick and transparent. Cool and add remaining berries. Chill thoroughly and spoon over cream cheese mixture. Chill several hours or overnight. Top with Cool Whip.

Janet Lefers
Douglas Electric

Please send your favorite recipes to your local electric cooperative (address found on Page 3). Each recipe printed will be entered into a drawing for a prize in December 2025. All entries must include your name, mailing address, phone number and cooperative name.

Cool Savings: Refrigerator and Freezer Efficiency Tips



Miranda Boutelle
Efficiency Services
Group

Q: What are some ways I can improve the efficiency of my refrigerator and freezer?

A: When exploring ways to be more efficient with refrigerators and freezers, we often find ourselves stuck between convenience and conserving energy. While you can upgrade to newer equipment, care and equipment habits can be just as important to saving energy.

Here is some guidance on equipment energy use, including tips to keep your current equipment running efficiently and ways to limit overuse of refrigeration in our homes.

The U.S. Department of Energy helps us understand what to look for in our existing equipment and new appliances. In general, the larger the refrigerator, the more energy it uses. The most efficient models are typically 16 to 20 cubic feet. Models with the freezer on top tend to use less energy than bottom freezers or side-by-side units. A refrigerator 15 years or older uses about 35% more energy than an Energy Star-certified model.

Let's explore some tips to keep your refrigerator running efficiently.

Keep it organized. One of the biggest issues with refrigerator energy use is opening the door or keeping it open. An organized fridge makes food items easier to find, minimizing open-door time and keeping cold air inside. Place items in the same spots so they are easier and faster to find. I tell my kids to take a quick look inside at the options and close the door while they are deciding what to eat.

Keep it clean. Regularly cleaning the gasket – the flexible strip around the perimeter of the fridge door – ensures a tight seal between the door and the unit to keep cold air inside. If the gasket is not sealing tightly, it should be replaced. Removing and cleaning the vent at the bottom of the unit can help airflow. For the coils at the back, use an extended cleaning brush instead of moving the fridge and risking injury.

Also, keep food safety in mind. The Department of Energy recommends setting your refrigerator

temperature between 35 and 38 degrees and freezer at 0 degrees.

If you have a second refrigerator or freezer, here are some things to consider that can help you save energy.

Do you need it plugged in year-round? Perhaps you can keep it empty and unplugged for part of the year. Maybe you only really need it during the holiday season. Unplugging it for the months you aren't using it will save energy, and you'll still have it as a backup when you need it.

If you are a hunter or buy meat in bulk, set a goal to empty out your freezer before you restock. This allows you to avoid food waste and unplug the extra appliance when it is not needed.

If possible, consider the location. Keeping the second fridge or freezer in a cool basement versus a hot garage requires less energy.

Instilling simple cleaning and food storage habits are easy ways to be more efficient with your in-home refrigeration.



Collecting Cacti

No Bark, Some Bite

Jacob Boyko

jacob.boyko@sdrea.coop

What's a companion that doesn't bark, doesn't chase cars and doesn't dig holes in your yard?

According to West River Electric Association member Richard Kruger, the answer is cacti.

For nearly 40 years, Richard has collected different varieties of cacti, from the barrel-shaped ferocactus to the stove pipe cactus that resemble the iconic saguaro cactus of the American Southwest.

"I remember as a kid, my dad had a few cacti and he always managed to keep them alive and take care of them," the retired aircraft plant worker and marine veteran said. "I always thought, cacti are so easy to take care of – they don't require a lot of time."

With that, Richard reignited the tradition of cacti collecting.

At this home near Tacoma, Washington, where Richard and his wife, Donna, lived prior to 2021, Richard amassed an impressive collection of cacti from around the world.

"We had a front porch – kind of like a four seasons room – and I was able to bring all of my cactuses and put them in there," he said. "It got to be kind of a hassle, because I had so many cactuses it was like an afternoon project transporting them."

Preparing to move to South Dakota, Richard unfortunately had to downsize his collection. But now, in the Rushmore state, he's begun collecting again, starting with the local species.

"There are six different varieties of cacti native to South Dakota, and just in the Rapid City area alone I've managed to find in the fields nearby all six varieties."

Even though raising cacti is generally straightforward, Richard says it's important to do proper research before any purchasing.

"If you're going to buy a cactus that's from Argentina, for instance, you will need to know what the climate is like there."

For South Dakota's native varieties, which include the Missouri Foxtail, Grassland Pricklypear and Prairie Pricklypear, among others, the cacti go dormant in the winter – no more afternoons for Richard and Donna spent hauling pots of cacti inside.

One important tip: resist the urge to water.

"The biggest challenge is people being overzealous about watering," Richard explained. "You can kill a cactus real quick. The roots ... will begin to rot first, and then it goes up through and next thing you know, you've got a cactus that's turning jelly."

He continued, "I found it's so much better to just kind of ignore (the cactus) and put a check mark on your calendar when you need to water."

Currently, Richard has about 25 cactuses in his collection, spread throughout his yard, patio and basement. His goal for his collection:


"Just to take care of them and enjoy them."



Richard Kruger with his collection of Prairie Pricklypears.
Submitted Photo



The Missouri Foxtail is common along the Missouri River and in western S.D.
Submitted Photo



Large varieties of the South Dakota native pricklypear.
Submitted Photo



FUNDING FUTURES

Rural Electric Cooperatives Support New Training Facility

Jacob Boyko

jacob.boyko@sdrea.coop

Mitchell Technical College is well known among the region's rural electric cooperatives for its industry-leading lineworker training programs.

Now, that program is about to get even better, as MTC begins construction on a new, state-of-the-art underground cable equipment training facility.

The Power Line Underground Lab will allow students to learn how to trench, bore, and connect cables in an environment away from other labs and courses.

Additionally, being indoors and having a dirt floor, instructors have the added benefit of being able to plan courses without worry regarding outside weather and frozen ground during winter.

"The new facility allows us to be able to use our underground curriculum and teach it all throughout the school year, instead of just the beginning and the end when the ground is thawed out," MTC's president, Theresa Kriese said about the space.

"They get more equipment time because we're not trying to

A render showing Mitchell Technical College's new Power Line Underground Lab. MTC says students will practice underground utility work in this new facility, away from other courses' labs to reduce crowding. Submitted Photo



Construction of MTC's Power Line Underground Lab began this spring. MTC expects students beginning in the fall semester of 2026. Submitted Photo

share a lab where we're also planting poles."

Kriese hopes spreading out the curriculum over the semester will allow MTC's instructors to dive deeper into certain course topics with their students, making them overall better candidates for employment when they enter the workforce.

"We're seeing the energy industry making another transformation where underground is really gaining a larger presence than it had in the past", Kriese added, noting the Federal Emergency Management Agency's push to replace downed overhead lines with resilient underground cables after storms.

“We’re finding that if we can have our students trained in both (overhead and underground), it opens some opportunities for them, because they may not be able to climb that pole their entire life,” she continued. “It gives some flexibility to the employer, because I can hire somebody that can climb but they can also do that underground connection. So wherever I need them, I can have them work in my employment area.”

Central Electric Cooperative General Manager Ken Schlimgen agrees, adding that with more and more electric co-ops working to replace their aging overhead infrastructure with underground line, MTC's new underground focus will help alleviate future workforce challenges.

"When we support Mitchell Tech programs, it's an investment into our most important asset: our workforce," Schlingen said. "Workforce challenges will continue for decades, and having a competent, qualified team of lineworkers to serve our members and keep the lights on is vital to our success."

Central Electric is just one electric co-op providing financial support for the expansion.

At the time of writing, more than 20 electric co-ops in South Dakota have pledged over \$460,000 to MTC in support of the facility.

“Power line personnel are the backbone of our cooperative family, keeping the lights on for our members and being leaders in our communities,” said Steve Barnett, general manager for the South Dakota Rural Electric Association.

“Mitchell Technical College is a workforce pipeline for this profession and is vital to cooperatives across our region.”

Kriese said staff and student excitement is growing ahead of the facility's expected 2026 completion and expressed appreciation to electric

co-ops for their support.

“Mitchell Tech is making a statement and a commitment to the energy industry that we are your partner in developing and training employees for you,” Kriesie said.

“Without the partnership of the electric cooperatives, we really

wouldn't be able to make this expansion."

The project is slated to celebrate its grand opening in the Fall of 2026, when students and Mitchell Tech faculty will begin using the facility to train tomorrow's electric cooperative workforce.



MTC's current plan for the Power Line Underground Lab shows a 34,000 square foot facility, made up of a 23,500 square foot underground lab, a 7,755 square foot vehicle and equipment storage area and a 1,000 square foot classroom.

Submitted Photo



Theresa Kriese
President
MTC



Steve Barnett
General Manager
SDREA



Ken Schlimgen
General Manager
Central Electric

80th Annual Meeting Overview

Black Hills Electric Cooperative held its 80th Annual Membership Meeting on May 29, 2025, at the Ramkota Convention Center II in Rapid City. Members, directors, employees, and guests came together for an evening filled with updates, recognition, and a look back at the co-op's history.

The evening began with registration and a meal, followed by the meeting's official start at 6:42 p.m. Vice President Dave Lindblom

presided in place of President Jim Preston, who was unable to attend due to a health matter. After the Pledge of Allegiance, veterans and active-duty military members were honored.

Secretary Thad Wasson confirmed that a quorum had been met, with 161 members registered. Members approved the 2024 Annual Meeting minutes, and Lindblom went on to



Board Secretary Thad Wasson

introduce the board of directors, CEO Walker Witt, and General Counsel Tracy Kelley. Special recognition was given to former directors and employees, and Lindblom thanked all involved for their continued dedication.



Board President Dave Lindblom (serving as Vice President at the time of the Annual Meeting)

In his address, Lindblom noted the cooperative had a financially strong year in 2024, with \$2.4 million in capital credits returned to members. He emphasized the progress BHEC has made by reducing the capital credit retirement cycle from over 30 years to under 19. The cooperative also met or exceeded all financial targets while maintaining exceptional reliability and a strong safety record with no reportable incidents in 2024 or year-to-date 2025.



CEO/General Manager Walker Witt

CEO Walker Witt spoke about wildfire mitigation as the cooperative's top safety priority. He outlined steps BHEC is taking to reduce risk, including vegetation management and regular line patrols. While other utilities have started implementing Public Safety Power Shutoffs, Witt noted that BHEC has no plans to do so at this time. He also highlighted low bad debt write-offs and continued efforts to keep rates steady despite rising power and inflation costs.

The meeting included elections for two board seats. Tracy Kelley introduced the candidates who were nominated by the Nominating Committee. In Lawrence, Meade, and Pennington Counties, incumbent Dave Lindblom was re-elected, while incumbent Jim Preston retained his seat representing Custer and Oglala/Lakota Counties.

Director of Communications and Member Services Michelle Fischer gave a special

presentation celebrating BHEC's 80-year history. She highlighted milestones since the cooperative's founding and announced several recognitions. Lauren Knapp of Rapid City received the \$1,000 Basin/BHEC scholarship, and two \$500 scholarships were awarded to Henry Hovde and Madilyn Baker. Fischer also announced that

Holly Nielsen was selected to represent BHEC on the 2025 Washington, D.C., Youth Tour.



Scholarship winners (L-R): Lauren Knapp, Madilyn Baker, and Henry Hovde, pictured with presenter Michelle Fischer.



The meeting wrapped up with several door prizes handed out afterward. It was a great evening to celebrate the co-op's past, recognize the work being done today, and look ahead to the future.

Thank you to everyone who joined us to mark this milestone. We're proud to serve you and look forward to the years ahead!



Grand Prize Winner: Jack Cooper – One year of customer charges waived (\$480 value), pictured with MSR Jennifer Kainz.

WEATHER WARNINGS

Getting Ready for Severe Summer Storms

Jacob Boyko

jacob.boyko@sdrea.coop

Midwest summers have a certain notoriety for their extreme summer weather events.

South Dakota is no exception. Between May 2015 and June 2025, the National Oceanic and Atmospheric Administration (NOAA) reported more than 200 tornadic events in South Dakota.

The Recipe for Severe Weather

According to Peter Rogers, warning coordination meteorologist for the National Weather Service (NWS) Office in Sioux Falls, there are four foundational components for the specific type of thunderstorms that produce tornadoes called supercells.

The first component is moisture – it's needed to form clouds. The second component, lift, refers to an upward motion of the air. In places without mountains like eastern South Dakota and western Minnesota, that occurs when a cold or warm front moves into the area and the laws of physics force warm air upward.

The third component, instability, is the

difference between the two air masses.

"If you have pockets of air that are hotter than the air around them, they'll continue to rise," Rogers explained. "And the instability is the extent to how far those parcels will rise."

The final component, wind shear, is how the wind speed and direction changes with altitude.

"Here, at the surface, we're normally only concerned about what the wind speed is doing at the surface," Rogers explained.

"But as meteorologists, we want to know what's happening at 5, 10, 15 ... feet and so on. The more changes you have with wind speed and direction ... with height increases your chances of going from just your garden-variety thunderstorm to a severe thunderstorm that's more capable of producing strong winds and tornadoes."

Over the last 10 years, South Dakota has seen tornadoes mostly ranking EF-0, EF-1 and EF-2 on the Enhanced Fujita scale.

The scale, named for its developer, meteorologist Ted Fujita, ranks tornadoes on a scale from 0 to 5 based on recorded wind speed and the damage observed that can be attributed to the tornado, with an

Storm clouds gather near Nunda, S.D.

Photo by Jacob Boyko

EF-5 being the most severe.

An EF-0 tornado will leave behind damage indicators showing wind speeds between 65 and 85 mph, while an EF-1 tornado will show damage indicating wind speeds between 86 and 110 mph, an EF-2 111-135 mph, an EF-3 136-165 mph, an EF-4 166-200 mph and an EF-5 being anything over 200 mph.

But weak and strong tornadoes alike can be deadly without proper action.

Working at the National Weather Service, it's part of Roger's job to get severe weather alerts out to the public.

Weather radios are particularly helpful in severe weather scenarios, he explained, because you can set them to alert you any time the NWS sends out an alert for your area.

"Severe weather is not just an afternoon or evening phenomenon," Rogers said.

"We often have some pretty big events in the middle of the night, so you want to have something that's going to wake you up in the middle of the night so you can get to shelter."

NOAA Weather
Radios can tune
to your local
forecast 24
hours per day.



As any Midwest resident knows, there's far more summertime severe weather than just tornadoes.

Derechoes, which decimated much of eastern South Dakota and Western Minnesota in 2022, produces a wall of strong, fast gusts of wind that can be just as dangerous as a tornado.

According to the NWS, for a storm to be classified as a derecho, it must extend 250 miles with gusts of at least 58 mph and produce several gusts of at least 75 mph.

In western South Dakota, the Black Hills help create the optimal conditions needed for severe hail.

"What you need is a really strong thunderstorm that has a really strong updraft," explained Kelly Serr, warning coordination meteorologist for the National Weather Service Office in Aberdeen.

"When that updraft is really strong, it reaches the very coldest levels of the atmosphere where tiny droplets of rain start to freeze."

The stronger the draft, the longer the frozen rain drop will remain in the atmosphere. And the longer it's stuck in the updraft, the more water it collects, growing in size until finally the hail stone is too heavy to be suspended by the updraft anymore, and it plummets to the ground.

In western and central South Dakota, that process is exacerbated by the Black Hills, which help force the air up even higher and create fast-developing thunderstorms.

During severe weather events like thunderstorms, tornadoes and hail, the NWS encourages those in the pathway of the storm to seek shelter in a basement or a room without windows away from outside walls, as hail and other debris can shatter windows.

"Something we always tell people is to pay attention to the forecast," Serr said. "Know before you go: 'Are we expecting severe storms?' And then have a safety plan in place for wherever you are."

Looking Back at Summer Storms

Delmont Tornado – May 5, 2015

At about 10:45 a.m. on Mother's Day, an EF-2 tornado struck Delmont. The tornado's path began in Charles Mix County, making its way north into Douglas County where it reached Delmont and damaged numerous homes, including Delmont's famous Onion House, and destroyed the Zion Lutheran Church and fire station. The NWS reported a peak wind speed of 130 mph, with the tornado covering 17.3 miles and reaching a width of 400 yards.

Derechos – May 12, July 5, 2022

In the afternoon, a wall of straight line wind known as a derecho moved northeastward through eastern S.D. and Western M.N., with wind speeds reaching over 100 mph. The storm brought with it numerous tornadoes, including an EF-2 tornado with wind speeds up to 120 mph in Castlewood. According to the NWS, the derecho was the "most extreme example on record in terms of the measured significant wind gusts." The National Centers for Environmental Information categorized the storm a billion-dollar disaster event. Less than two months after the May event, a derecho moving southeastward produced wind gusts reaching 99 mph in Howard and 96 mph in Huron. In Sioux Falls, the sky turned green – a rare phenomenon caused by refraction, or the bending of light when passing through and being warped by the water and ice contained within the storm system.

Black Hills Hail – June, 2, 2019

In the morning, a supercell thunderstorm moved through Rapid City, Hermosa and Fairburn, producing golf ball-sized hail that damaged vehicles, homes and crops.

Tripp Tornado – May 8, 1965

The strongest tornado ever recorded in S.D. was in Tripp County. The storm produced snow over the Black Hills, with Lead reporting 36 inches of snow. The Tornado touched down east of Wewela, with a maximum observed width of 1,760 yards, and moved northwest 30 miles. The tornado was classified an F-5.

Source: Event Summaries, Weather.gov

Pierre Hail – July 18, 2023

An afternoon warm front heading east across central S.D. developed into a supercell. Around 6:20 p.m. in Pierre, there were reports of softball-sized and larger hail, with one setting a Hughes County record at 5 inches in diameter.

Dupree Tornado – June 16, 2010

In the afternoon and evening hours, a thunderstorm over Dupree produced damaging winds, torrential rainfall and flooding, and at least 16 tornadoes, with multiple tornadoes being simultaneous. The storm damaged roofs, mobile homes and grain bins. The damage observed indicated an EF-2 tornado.

Vivian Hail – July 23, 2010

A S.D. and U.S. hailstone record was set in Vivian after an evening thunderstorm formed a supercell moving southeastward. The NWS reported numerous hailstones exceeding 6 inch diameters as well as a record-setting 8 inch diameter, 18.625 circumference and 1 pound, 15 ounce hailstone. NWS estimates the hail stone fell at about 100 mph.

Sioux Falls Tornado – Sept. 11, 2019

In the late evening hours of Sept. 10 into the early morning hours of Sept. 11, severe thunderstorms moved across southeast S.D. into M.N. and I.A., bringing 80 to 100 mph straight line winds and three brief EF-2 tornadoes in Sioux Falls. The Avera Health Complex, several commercial spaces, and a neighborhood were damaged.

Jerauld Tornadoes – June 18, 2014

In the evening, a thunderstorm over Jerauld County produced an EF-4 tornado that traveled over 11 miles from Lane to Alpena. The tornado measured 880 yards at its widest. The same storm produced several more tornadoes, including an EF-2 that ravaged Wessington Springs.

Bowdle Tornado – May 22, 2010

A supercell in north central S.D. produced multiple tornadoes, including an EF-4 and golf ball-sized hail near Bowdle. NWS reported nearly 100 downed utility poles.



A West Central Electric Cooperative drone flies over distribution lines so employees can inspect.
Photo by Jessie Tucker

TAKING FLIGHT

Electric Co-ops Utilize Drones

Jacob Boyko

jacob.boyko@sdrea.coop

Across South Dakota, electric cooperatives are turning to unmanned aerial vehicles to improve safety, speed up outage responses and enhance day-to-day operations.

Better known as drones, these high-tech, lunchbox-sized robots offer co-ops a birds-eye view of infrastructure – no risky climb or airplane flight necessary.

“Our main goal is to use them (drones) during storm situations,” explained Jessie Tucker, manager of member services at West Central Electric Cooperative and an advocate for electric co-ops’ drone integrations.

“Typically, we have to charter a plane from Pierre, and they will pick up an employee from West Central and we have to fly the lines when we have severe damage. What we’re hoping to be able to do is get

the drone in the air and patrol the line to see what we have for damages and how extensive everything is.”

Tucker is a certified remote pilot, having passed the Federal Aviation Administration’s Part 107 exam on the rules and regulations for operating unmanned aircraft vehicles. While hobby drone operators don’t need a license for recreational use, federal law requires commercial operators be licensed, meaning all electric co-op drone operators have studied for and passed the rigorous exam.

“It was surprisingly tough,” said Moreau-Grand Electric’s JJ Martin, who is also a licensed remote pilot. “There’s a lot of stuff in there and understandably so. Flying a drone is like playing a video game – it’s pretty easy. But when it comes to all of the safety, like knowing how to read a map, knowing what airspace you’re in, what all of the codes mean, there’s a lot to it.” Martin, who is the member services

director, champions drones for the convenience they bring to the co-op’s communication efforts. He says using the drone for aerial photography and videography helps him get “out of the way” of busy lineworkers and gives him a vantage point that highlights the beauty of the landscape.

There are also benefits for the co-op’s substation workers, Martin continued. Hovering the drone over the equipment allows some inspections to be made more quickly and without cutting power.

“We’re able to just fly the drone over the top, zoom in and take pictures,” Martin explained. “The resolution is so high you can zoom in quite a ways and inspect a little bit without putting anybody in harm’s way or shutting power off for anybody.”

Back at West Central Electric, lineworkers use a thermal energy camera on a drone to fly over towns and other infrastructure to find “hot spots,” or bad

connections on power lines where a component is beginning to fail.

“We check out substations at least once a year, usually on the coldest days or one of the heaviest loaded days,” Tucker explained, noting each year they typically find at least several hot spots.

Basin Electric Power Cooperative, the member-owned generation and transmission utility powering South Dakota’s electric co-ops, uses its fleet of drones to build fully three-dimensional renders of land sites and infrastructure.

According to Robert Kohler, a certified federal surveyor, licensed remote pilot, and geomatics supervisor at Basin Electric, the utility accomplishes this using drones equipped with cameras and LiDAR scanners.

LiDAR, which stands for light detection and ranging, is a focused array of laser pulses. The mounted sensor emits the lasers and the light travels until it meets a solid object. The lasers are then reflected by the object back into the LiDAR sensor, with the system measuring the length of time it took for the laser to return and using that to calculate the distance between the sensor and the object.

Kohler says the sensor he uses collects 400 data points per square meter at 190 feet of elevation while traveling 11 feet per second. Each of those points – billions of them, Kohler pointed out – are recorded and precisely mapped to a location on an XYZ coordinate plane.

“Imagine you have a flash light and you’re walking along the ground. Anything the light touches, it illuminates,” Kohler explained. “You can create a three-



Moreau-Grand Electric Cooperative linemen in north central South Dakota.
Photo by JJ Martin

dimensional map and some of the features of those maps would be the conductors of the transmission line, the structure itself, the vegetation and plants growing along the sideline of the transmission corridor, or even a vehicle or person.”

Back at the office, Kohler’s computer processes the data – file sizes often reaching into the hundreds of gigabytes – into a fully three-dimensional model.

Basin Electric’s fleet doesn’t stop at aerial drones. When working beneath the surface of a body of water, hydro drones like the utility’s TriDrone pontoon craft measure the surface at the bottom of a water body using sonar to capture points beneath the surface that LiDAR can’t see.

Despite the noted conveniences, Kohler cautioned that using drones for high-intensity data-driven tasks isn’t as hands-off as it seems. Sometimes it’s a more practical option – sometimes it’s not.

“I’ve got four to six hours of pre-flight

planning to just program the software and drone for the specific area that I want it to map out,” he explained. “Then I have potentially eight to 40 hours of processing time to reduce the data into what I need. In that regard, there’s a lot of extra time involved.”

Kohler also said important small measurements need to be double-checked by workers since the drone sensor’s measurements are sometimes affected by a margin of error that varies with the craft’s proximity to the site.

Even so, many electric cooperatives agree the advancements in unmanned aircrafts vehicles and sensing technologies offer an exciting path forward for utilities.

“Everytime I use it (the drone), I’m getting such a cool angle and I can travel such distances,” Moreau-Grand Electric’s Martin said. “I’m able to stay out of the guys’ way. I’m safe, they’re safe.”



A TriDrone uses sonar to map terrain beneath the water’s surface.
Photo by Robert Kohler

REGISTER TO WIN!

Bring this coupon and mailing label to the Touchstone Energy® Cooperatives booth at Dakotafest or the South Dakota State Fair to win a prize!

Your Phone Number: _____

Your E-mail Address: _____



To have your event listed on this page, send complete information, including date, event, place and contact to your local electric cooperative. Include your name, address and daytime telephone number. Information must be submitted at least eight weeks prior to your event. Please call ahead to confirm date, time and location of event.

UNTIL AUG. 10
Annual Red Cloud Indian Art Show
Pine Ridge, SD
(605) 867-8257

JULY 26
Flower Show
Hill City Center
Hill City, SD

JULY 26
South Dakota Chislic Festival
10 a.m.-9 p.m.
Freeman, SD
www.sdchislicfestival.com

JULY 30-AUG. 3
Fall River County Fair
Edgemont, SD

AUG. 1-10
Sturgis Motorcycle Rally
Sturgis, SD

AUG. 1-9
Hill City Senior Citizens Biker Breakfast
Hill City Center
Hill City, SD

AUG. 3, 9, 17
Mt. Rushmore Rodeo at Palmer Gulch
Palmer Gulch Resort
Hill City, SD

AUG. 7-10
Custer County Fair
Custer County Fairgrounds
Hermosa, SD

AUG. 9
Moon Walk
Bear Lodge Ranger District
Carson Draw Trail System #87

AUG. 13
Lions Club/Vitalant Blood Drive
Hill City Center
Hill City, SD

AUG. 15
Lions Club Bingo
Senior Center
Hill City, SD

AUG. 15-17
Steam & Gas Threshing Bee
1:30 p.m. parade Fri.-Sun.
Sturgis, SD
605-484-9787

AUG. 16
Black Hills Super 6 Mountain Bike Race
Big Hills Trails
bhsuper6.com

AUG. 16
Boyd's Antiques Summer Flea Market

AUG. 17, 31
1880 Train Old West Shootout
5 p.m.
Hill City, SD

AUG. 24
Sgt. Colton Levi Derr Foundation Barrels, Poles, Breakaway, Team Rope Fundraiser
New Underwood, SD
Facebook: Chase the Ace
605-391-8733

AUG. 26-31
Sturgis Mustang Rally
5 p.m.
Hill City, SD

AUG. 30
Lions Club Rubber Duck Race
Memorial Park
Hill City, SD

AUG. 31
Studebaker & Packard Car & Truck Show
10 a.m.-3 p.m.
Custer, SD
605-431-4502

Note: We publish contact information as provided. If no phone number is given, none will be listed. Please call ahead to verify the event is still being held.